

FEATURES

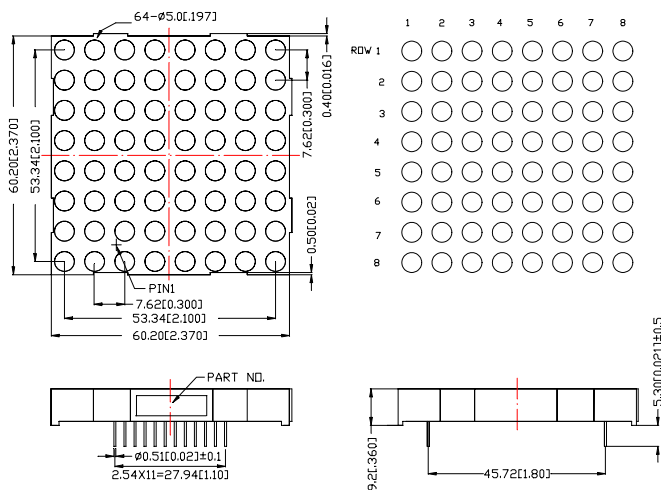
- 2.4inch (60.2mm) Matrix height
- Dual colors — Bright Green + Orange /Bright Green + Red
- Flat package and light weight
- Easy assembly
- High quality and low cost
- High reliable and intensity
- Low power requirement

DESCRIPTION :

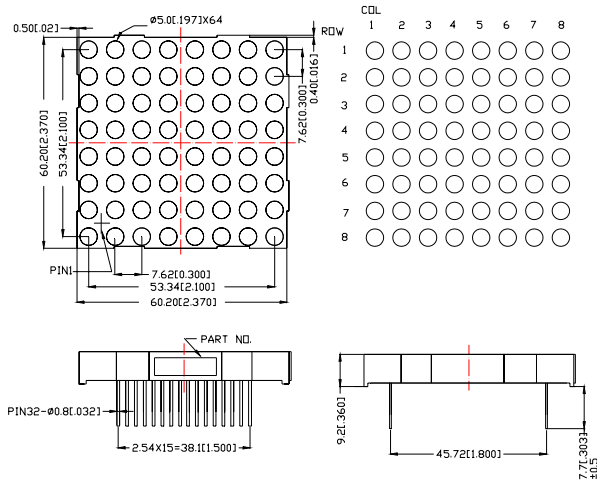
- 8x 8 dot matrix LED displays
- φ 5.0mm dot and pitch 7.62mm
- Black face and milky dots

PACKAGE DIMENSIONS

A. WCN-8824D1/D3-DA01/DC01




B. WCN-8824D1/D3-DA06/DC06




NOTES: All dimensions are in millimeters (inches) tolerance are $\pm 0.25\text{mm}$ (0.01inch) unless otherwise noted;

CIRCUIT DIAGRAM

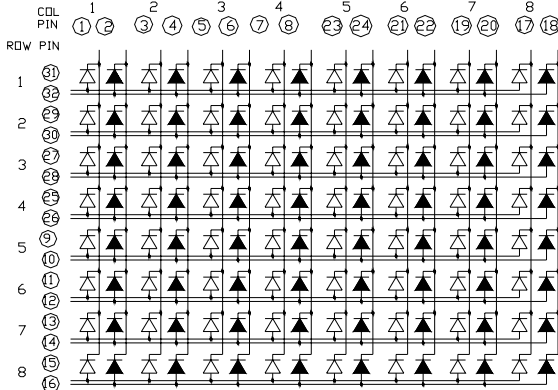
A. WCN-8824D1/D3-DA01



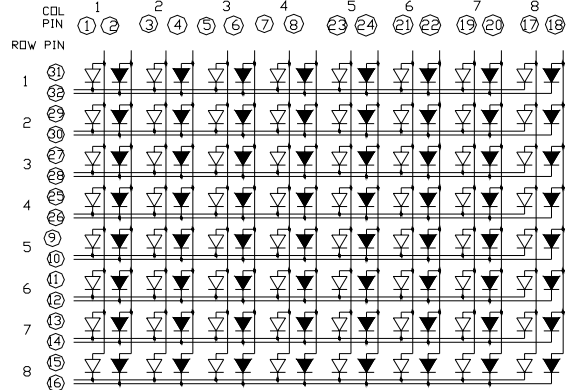
B. WCN-8824D1/D3-DC01



C. WCN-8824D1/D3-DA06



D. WCN-8824D1/D3-DC06



The Sign \blacktriangleleft *Represent for Red Chips
The Sign \blacktriangleright *Represent for Yellow Green Chips

ABSOLUTE MAXIMUM RATINGS AT T_a=25°C

PARAMETER	Bright Green	Orange	SH. Red	UNIT
Maximal Power Dissipation (When completely Lighting) Per Dot	52	52	40	mW
Maximal Forward Current (When completely Lighting) Per Dot	20	20	20	mA
Derating Linear From 25°C Per Dot	0.166	0.166	0.166	mA/°C
Peak Forward Current Per Dot	80	80	80	mA
Reverse Voltage Per Dot	5			V
Operation Temperature Range	-35~+85			°C
Storage Temperature Range.	-35~+85			°C

 NOTES: T_a=25°C I_{FP}=1/8Duty 10KHZ

OPTOELECTRIC CHARACTERISTICS T_a=25°C

PARAMETER	SYMBOL	TEST CONDITIONS	PART NO.	RATING			UNIT
				MIN.	TYP.	MAX.	
Forward Voltage Per Dot	V _F	I _F =20mA	Bright Green	—	2.25	2.6	V
			Orange	—	2.05	2.6	
			SH. Red	—	1.8	2.0	
Reverse Current Per Dot	I _R	V _R =5V	Bright Green, SH. Red, Orange	—	—	100	μ A
Luminance	L	I _{FP} =40mA	Bright Green	—	3.5	—	mcd
			Orange	—	2.0	—	
		1/8 Duty	SH. Red	—	5.0	—	
Peak Emission Wavelength Per Dot	λ _p	I _F =20mA	Bright Green	—	568	—	nm
			Orange	—	632	—	
			SH. Red	—	660	—	
Dominant Wavelength Per Dot	λ _D	I _F =20mA	Bright Green	—	573	—	nm
			Orange	—	622	—	
			SH. Red	—	643	—	
Spectral Line Wave Length Per Dot	Δλ	I _F =20mA	Bright Green	—	30	—	nm
			Orange	—	35	—	
			SH. Red	—	20	—	
Luminous Intensity Matching Ratio (Dot To Dot)	I _{v-m}	I _{FP} =40mA 1/8 Duty	Bright Green. SH. Red. Orange			2:1	

SOLDERING CONDITIONS : Soldering Temp. ≤+260°C; Soldering Time≤3sec

2-168

(at 2mm Distance from the Case of Reflector Edge)